

## SPECIFICATIONS

Dimension	Metric	British
Max. Working Height	12.54m	41' 2"
Max. Platform Height	10.54m	34' 7"
Max. Horizontal Reach	6.70m	22'
Max. Up And Over Clearance	4.80m	15' 9"
Turntable Tailswing	0m	0"
Overall Length <b>A</b>	5.75m	18' 10"
Overall Length(Transport)	4.12m	13' 6"
Overall Width <b>B</b>	1.85m	6' 1"
Overall Height <b>C</b>	2.02m	6' 7"
Overall Height(Transport)	2.10m	6' 11"
Platform Size(Length ×Width)	1.42×0.76m	4' 8"×2' 6"
★ Larger Platform Size(Length ×Width)	1.80×0.76m	5' 11"×2' 6"
Ground Clearance <b>D</b>	0.17m	7"
Wheelbase <b>E</b>	1.88m	6' 2"
Turning Radius(Inside/Outside)	1.80/4.10m	5' 11"/13' 5"
Tyres	16.5-10	16.5-10

Performance		
S.W.L	272kg	600lb
★ Larger Platform Size S.W.L	227kg	500lb
Max. Occupants(Indoor/Outdoor)	2/2	2/2
Gradeability	45%	45%
Turret Rotation	355°Discontinuity	355°Discontinuity
Platform Rotation	180°	180°
Jib Movement	+74°/-65°	+74°/-65°
Travel Speed(Stowed)	≥ 4.8km/h	≥ 2.98mph
Travel Speed(Raised)	≥ 0.8km/h	≥ 0.49mph
Max. Working Slope(X/Y)	3°/4.5°	3°/4.5°

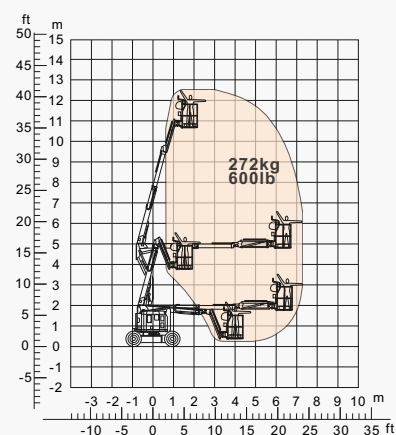
Weight		
Overall Weight	5400kg	11905lb

Power		
Diesel Engine	D1105 18.2kW/3000rpm	D1105 18.2kW/3000rpm
Diesel Tank	40L	10gal
Hydraulic Tank	75L	19gal
Emergency Power System	12VDC	12VDC

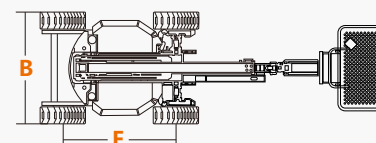
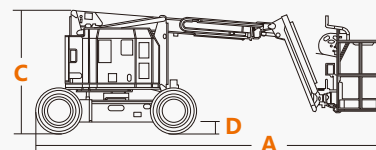
Note: Parameters marked with "★" are optional items.



ENGINE




Range Of Motion



## FEATURES

### Standard Items

- Compound Action
- Oscillating Axle Chassis
- Proportional Joystick Controls
- Turntable 355° non-continuous rotation
- Four-Wheel Drive
- Two-Wheel Steering
- Automatic Brake System
- Emergency Descent System
- Cylinder Holding Valve
- Onboard Diagnostic System
- Tilt Alarm
- All Motion Alarm
- Drivable At Full Height
- Foam-filled Tyres
- Horn
- Hour Meter
- Anti-Restart Protection
- Flashing Beacon
- Drive Enable
- Platform power supply
- Manual Brake Release
- Lanyard Attachment Point
- Tie-Down And Lifting Points
- Emergency Stop Button
- Platform Load Sense System
- Work Light Package
- Foot Switch
- Anti-Extrusion Device



### ZHEJIANG DINGLI MACHINERY CO., LTD.

Address: No.188 Qihang Road,Deqing,Zhejiang P.R.C 313219

Telephone: +86(572)8681688

E-Mail: [export@cndingli.com](mailto:export@cndingli.com)

<https://en.cndingli.com>

Due to continuous technology updates, technical parameters are subject to change without notice. This picture book is for reference only, the actual product shall prevail. The copyright is owned by zhejiang dingli, any content may not be copied for any purpose without written permission.

2025-03

